

Rigid Metal Conduit, IMC or EMT “K-Clamps”

CEC:
Listed for Ordinary Locations

Applications

- Designed to secure rigid metal conduit, IMC or EMT across, parallel or perpendicular to beam, channel and angle supports.

Features




- Easily installs.
- Capable of withstanding heavy loads.

Material/Finish

- Malleable iron/hot dip galvanized

CEC Certifications and Compliances

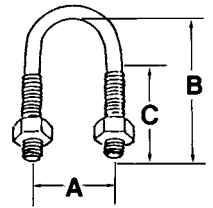
- CSA Standard: C22.2 No. 18.4
- CSA Certified: 065178

	Trade Size (Inches)	Weight per 100 kg (lb)	Appleton™ Catalog Number	O-Z/Gedney™ Catalog Number
Right Angle Type — Hot Dipped Galvanized — For Rigid, IMC, EMT				
 Right Angle Type	1/2	16.78 (37.00)	PC-50RA	UBC-50G
	3/4	18.14 (40.00)	PC-75RA	UBC-75G
	1	19.05 (42.00)	PC-100RA	UBC-100G
	1-1/4	22.23 (49.00)	PC-125RA	UBC-125G
	1-1/2	24.49 (54.00)	PC-150RA	UBC-150G
	2	32.21 (71.00)	PC-200RA	UBC-200G
	2-1/2	43.09 (95.00)	PC-250RA	UBC-250G
	3	48.53 (107.00)	PC-300RA	UBC-300G
4	59.42 (131.00)	PC-400RA	UBC-400G	
Parallel Type — Hot Dipped Galvanized — For Rigid, IMC, EMT				
 Parallel Type	1/2	22.68 (50.00)	PC-50PAR	UPC-50G
	3/4	24.04 (53.00)	PC-75PAR	UPC-75G
	1	27.22 (60.00)	PC-100PAR	UPC-100G
	1-1/4	31.75 (70.00)	PC-125PAR	UPC-125G
	1-1/2	37.19 (82.00)	PC-150PAR	UPC-150G
	2	59.87 (132.00)	PC-200PAR	UPC-200G
Edge Type — Hot Dipped Galvanized — For Rigid Conduit Only				
 Edge Type	1/2	28.58 (63.00)	PC-50ET	UEC-50G
	3/4	31.30 (69.00)	PC-75ET	UEC-75G
	1	37.19 (82.00)	PC-100ET	UEC-100G
	1-1/4	43.09 (95.00)	PC-125ET	UEC-125G
	1-1/2	49.00 (108.00)	PC-150ET	UEC-150G
	2	54.88 (121.00)	PC-200ET	UEC-200G

Rigid Metal Conduit, IMC or EMT “K-Clamps”

CEC:
Listed for Ordinary Locations

Trade Size (Inches)	Dimensions in Millimeters (Inches)			UNC Thread Size	Weight per 100 (lbs)	Appleton™ Catalog Number	O-Z/Gedney™ Catalog Number
	A Bushing Diameter	B Bushing Diameter	C Turning Radius w/Lug				
Heavy-Duty U-Bolts with Hex Nuts ① – Hot Dipped Galvanized – For Rigid, IMC, EMT							
1/2	26.4 (1.04)	12.4 (0.49)	34.5 (1.36)	5/16-18	5.44 (12.00)	UBC-50	U-50SG
3/4	32.5 (1.28)	12.4 (0.49)	37.6 (1.48)	5/16-18	6.35 (14.00)	UBC-75	U-75SG
1	38.9 (1.53)	15.2 (0.60)	39.9 (1.57)	5/16-18	7.71 (17.00)	UBC-100	U-100SG
1-1/4	48.0 (1.89)	15.5 (0.61)	54.4 (2.14)	5/16-18	8.62 (19.00)	UBC-125	U-125SG
1-1/2	54.9 (2.16)	15.2 (0.60)	57.4 (2.26)	5/16-18	9.53 (21.00)	UBC-150	U-150SG
2	67.6 (2.66)	15.2 (0.60)	63.2 (2.49)	3/8-16	12.70 (28.00)	UBC-200	U-200SG
2 - 1/2	82.0 (3.23)	21.1 (0.83)	70.1 (2.76)	3/8-16	16.78 (37.00)	UBC-250	U-250SG
3	97.8 (3.85)	21.1 (0.83)	78.0 (3.07)	3/8-16	19.05 (42.00)	UBC-300	U-300SG
4	123.7 (4.87)	21.1 (0.83)	90.7 (3.57)	3/8-16	23.13 (51.00)	UBC-400	U-400SG



COMMERCIAL AND INDUSTRIAL FITTINGS: RIGID AND IMC CONDUIT FITTINGS

APPLETON OZ/GEDNEY