

# Conduit Bushings for Rigid Metal Conduit and IMC

NEC/CEC:  
Listed for Ordinary Locations

## Applications

- Used with a locknut to terminate rigid metal conduit or IMC conduit to a box or enclosure.

## Features


- Provides a smooth pulling surface.


## Material/Finish

- BU: malleable iron/zinc electroplated
- BBU: impact resistant plastic or thermoplastic

## NEC/CEC Certifications and Compliances



- UL Standard: 514B
- UL Listed: E-11853,
- CSA Standard: C22.2 No. 18.3
- CSA Certified: 065178
- NEMA: FB-1

	Trade Size (Inches)	Dimensions in Millimeters (Inches)		Appleton™ Catalog Number	O-Z/Gedney™ Catalog Number
		Diameter	Height		
<b>Threaded Bushings — Malleable Iron, Zinc Electroplated</b>					
	1/2	26.2 (1.03)	9.7 (0.38)	BU50	2-50
	3/4	31.8 (1.25)	11.2 (0.44)	BU75	2-75
	1	39.6 (1.56)	12.7 (0.50)	BU100	2-100
	1-1/4	50.8 (2.00)	16.0 (0.63)	BU125	2-125
	1-1/2	54.9 (2.16)	16.0 (0.63)	BU150	2-150
	2	66.8 (2.63)	16.0 (0.63)	BU200	2-200
	2-1/2	81.0 (3.19)	19.1 (0.75)	BU250	2-250
	3	96.8 (3.81)	23.9 (0.94)	BU300	2-300
	3-1/2	112.8 (4.44)	23.9 (0.94)	BU350	2-350
	4	125.5 (4.94)	26.9 (1.06)	BU400	2-400
	5	152.4 (6.00)	30.2 (1.19)	BU500	2-500
6	187.5 (7.38)	33.3 (1.31)	BU600	2-600	

<b>Threaded Bushings — Insulated — +150 °C (+302 °F) Temperature Rating — Malleable Iron, Zinc Electroplated</b>					
	1/2	30.2 (1.19)	12.7 (0.50)	BU50I	IBC-50
	3/4	36.6 (1.44)	14.2 (0.56)	BU75I	IBC-75
	1	44.5 (1.75)	16.0 (0.63)	BU100I	IBC-100
	1-1/4	54.1 (2.13)	19.1 (0.75)	BU125I	IBC-125
	1-1/2	58.7 (2.31)	22.4 (0.88)	BU150I	IBC-150
	2	71.4 (2.81)	23.9 (0.94)	BU200I	IBC-200
	2-1/2	85.9 (3.38)	25.4 (1.00)	BU250I	IBC-250
	3	103.1 (4.06)	28.7 (1.13)	BU300I	IBC-300
	3-1/2	114.3 (4.50)	30.2 (1.19)	BU350I	IBC-350
	4	131.8 (5.19)	33.3 (1.31)	BU400I	IBC-400
	5	153.9 (6.06)	33.3 (1.31)	BU500I	IBC-500
6	184.2 (7.25)	33.3 (1.31)	BU600I	IBC-600	

# Conduit Bushings for Rigid Metal Conduit and IMC

NEC/CEC:  
Listed for Ordinary Locations



	Trade Size (Inches)	Dimensions in Millimeters (Inches)		Appleton™ Catalog Number	O-Z/Gedney™ Catalog Number
		Diameter	Height		
<b>Threadless Bushings — Insulated — +150 °C (+302 °F) Temperature Rating — Malleable Iron, Zinc Electroplated</b>					
	1/2	30.2 (1.19)	9.7 (0.38)	BU50SI	IBC-50S
	3/4	36.6 (1.44)	11.2 (0.44)	BU75SI	IBC-75S
	1	44.5 (1.75)	12.7 (0.50)	BU100SI	IBC-100S
	1-1/4	54.1 (2.13)	16.0 (0.63)	BU125SI	IBC-125S
	1-1/2	58.7 (2.31)	16.0 (0.63)	BU150SI	IBC-150S
	2	71.4 (2.81)	16.0 (0.63)	BU200SI	IBC-200S
	2-1/2	85.9 (3.38)	19.1 (0.75)	BU250SI	IBC-250S
	3	103.1 (4.06)	23.9 (0.94)	BU300SI	IBC-300S
	3-1/2	114.3 (4.50)	23.9 (0.94)	BU350SI	IBC-350S
	4	131.8 (5.19)	26.9 (1.06)	BU400SI	IBC-400S
<b>Threaded Capped Bushings — Malleable Iron, Zinc Electroplated, Polyethylene Cap</b>					
	1/2	26.2 (1.03)	9.7 (0.38)	BUC50	3-50
	3/4	31.8 (1.25)	11.2 (0.44)	BUC75	3-75
	1	39.6 (1.56)	12.7 (0.50)	BUC100	3-100
	1-1/4	50.8 (2.00)	16.0 (0.63)	BUC125	3-125
	1-1/2	54.9 (2.16)	16.0 (0.63)	BUC150	3-150
	2	66.8 (2.63)	16.0 (0.63)	BUC200	3-200
	2-1/2	81.0 (3.19)	19.1 (0.75)	BUC250	3-250
	3	96.8 (3.81)	23.9 (0.94)	BUC300	3-300
	3-1/2	112.8 (4.44)	23.9 (0.94)	BUC350	3-350
	4	125.5 (4.94)	26.9 (1.06)	BUC400	3-400
	5	152.4 (6.00)	30.2 (1.19)	BUC500	3-500
	6	187.5 (7.38)	33.3 (1.31)	BUC600	3-600

Appleton™ O-Z/GEDNEY

COMMERCIAL AND INDUSTRIAL FITTINGS: BUSHINGS AND LOCKNUTS

# Conduit Bushings for Rigid Metal Conduit and IMC

NEC/CEC:  
Listed for Ordinary Locations

	Trade Size (Inches)	Dimensions in Millimeters (Inches)		Appleton™ Catalog Number	O-Z/Gedney™ Catalog Number
		Diameter	Height		
<b>Threaded Impact Resistant Plastic Bushing — +105 °C (+221 °F) Temperature Rating</b>					
	1/2	26.9 (1.06)	10.4 (0.41)	BBU50	IB-50
	3/4	33.3 (1.31)	10.4 (0.41)	BBU75	IB-75
	1	39.6 (1.56)	14.2 (0.56)	BBU100	IB-100
	1-1/4	48.5 (1.91)	14.2 (0.56)	BBU125	IB-125
	1-1/2	55.6 (2.19)	14.2 (0.56)	BBU150	IB-150
	2	68.3 (2.69)	16.0 (0.63)	BBU200	IB-200
	2-1/2	81.0 (3.19)	18.3 (0.72)	BBU250	IB-250
	3	97.5 (3.84)	19.1 (0.75)	BBU300	IB-300
	3-1/2	110.2 (4.34)	19.1 (0.75)	BBU350	IB-350
	4	122.9 (4.84)	19.8 (0.78)	BBU400	IB-400
	5	160.3 (6.31)	25.4 (1.00)	—	IB-500
	6	189.0 (7.44)	25.4 (1.00)	—	IB-600
<b>Threaded Thermoplastic Bushing — +150 °C (+302 °F) Temperature Rating</b>					
	1/2	26.9 (1.06)	10.4 (0.41)	BBU50H	—
	3/4	33.3 (1.31)	10.4 (0.41)	BBU75H	—
	1	39.6 (1.56)	14.2 (0.56)	BBU100H	—
	1-1/4	48.5 (1.91)	14.2 (0.56)	BBU125H	—
	1-1/2	55.6 (2.19)	14.2 (0.56)	BBU150H	—
	2	68.3 (2.69)	16.0 (0.63)	BBU200H	—
	2-1/2	81.0 (3.19)	18.3 (0.72)	BBU250H	—
	3	97.5 (3.84)	19.1 (0.75)	BBU300H	—
3-1/2	110.2 (4.34)	19.1 (0.75)	BBU350H	—	
4	122.9 (4.84)	19.8 (0.78)	BBU400H	—	